

AUSTRALIAN ROAD PATCH

American Road Patch™

Peel & Seal Pavement Patch



EASY. EFFECTIVE. LONG TERM REPAIRS.

**Embeds
into roadway
to form a waterproof seal,
extending the life of repairs.**

Introducing patented American Road Patch™

Today's current road repair methods do not address the cause of the problem - keeping water out. Traditional repair methods use only fills, which are temporary at best. American Road Patch™ is the solution! Take the extra step now and avoid repeat repair work later.

American Road Patch™ Peel and Seal Repair Patch embeds into the roadway forming a waterproof seal, extending the life of repairs. Unlike traditional methods, American Road Patch is a cost effective product that properly contains, strengthens, and seals potholes, cracks, and utility cut repairs.



Easy to apply without
special trucks or equipment



High-strength fiberglass
grid reinforced



Bonds to both asphalt
or concrete




Patented
technology



Plow
resistant



Repairs without
shutting down roadway



APPLICATIONS



Pothole repair



Crack & joint sealing



Seal utility cuts



Manhole & utility surround



Hide/cover unused
road markers



Fix uneven
bridge joints

STOP THE REPAIR CYCLE



Current repair methods
erode over time





PEAL & SEAL
Pavement Patch
American Road Patch™

Seals, strengthens
& contains repairs



Application Instructions for pothole repair:

- Remove broken crumbled asphalt material out of the pothole to where the side and base of the pothole is solid. If base is loose compact the base.
- Clean surrounding surface; remove all dust, debris, etc. If loose dust, debris, etc. remain it will negatively affect the performance of American Road Patch.
- All moisture must be removed. If any moisture remains it will negatively affect the performance of American Road Patch. To remove all moisture from, in, or around a pothole, a propane torch can be used to remove the moisture.
- Clean off any other contaminants such as salt, motor oil or anything that would prevent the American Road Patch product from adhering to the road surface.
- Fill and seal intersection cracks around repair. Water intrusion from cracks can reduce the life of the American Road Patch repair.
- Insert into the pothole a cold or hot asphalt fill mix. This material must be compacted so that the surface of the fill is level or slightly above (allowing for further compaction) the surface of the roadway. If hot mix is used, allow the hot mix to cool to below 104° C before applying American Road Patch.
- If the ambient temperature during application is equal to or above 24° C proceed to step 8. However, if the ambient temperature is below 24° C during application, apply propane torch to roadway surface (asphalt or concrete), where the American Road Patch will be placed and heat the roadway surface to a minimum of 104° C. The temperature can be easily measured with a thermal or infrared thermometer. Maintaining the surface temperature around the pothole to 104° C during the application of American Road Patch is critical to ensure that the patch adheres to the existing road surface, however avoid heating the road surface above 176° C as temperatures above this limit can damage the product.
- Cut American Road Patch to extend beyond the existing pothole by 11 cm on all sides. If 2 or more pieces of American Road Patch are required to cover the pothole, a minimum of 8 cm overlap on the sides and/or ends must be used. Note: it is easier to cut American Road Patch from the back/ film side vs. the side with granules (aggregate).
- Peel the release film off the back of the American Road Patch before installing it on the existing road surface.
- Apply the American Road Patch and roll, tamp or compress the sheet down to the clean, dry road surface.
- Expose to traffic upon completion as additional compaction will aid in the American Road Patch embedding in the existing road surface.



American Road Patch™

MADE IN



Patents 8.534.954 &
8.858.115, CA2887861

Technical data



EBCON

Cold Mix

Item FGE25076	Unit	Value
Tensile Strength	kN/m	50
Roll width	m	1
Roll length	m	6,4
Roll area	m ²	6,4
Roll weight	kg	34
Thickness	mm	4,6
Quantity on pallet	roll	25
Total area on pallet	m ²	160



American Road Patch™ performance

AUSTRALIAN
ROAD PATCH

6 Majors Bay Road, Concord, NSW 2137


Placed: 23.07.2020

Inspection: 29.7.2020

Result: After traffic and weather the patch is performing beyond our expectations.



23. 7. 2020



29. 07. 2020

SAINT-GOBAIN



EBCON


EBCON PTY LTD

Sydney NSW • Australia

Phone: 1800 931 240

info@ebcon.com.au

www.ebcon.com.au



Local Distributor:

AUSTRALIAN
ROAD PATCH

American Road Patch™ is a registered trademark.
Patents 8.534.954 & 8.858.115, CA2887861

© 2020 Saint-Gobain ADFORS

© 2020 EBCON